







PRISMA T20 4W E14 220V 360° LED


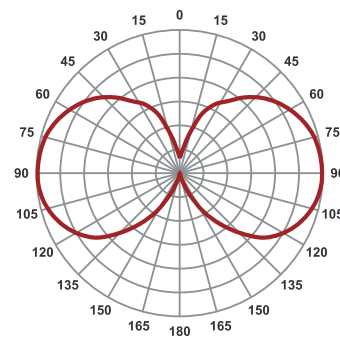
-  Apta para funcionar en el interior de neveras.
-  Suitable for refrigerators.
-  Geeignet für den Betrieb in Kühlschränken
-  Apte pour fonctionner dans des réfrigérateurs.
-  Utilizzabile in frigoriferi.



4W
25.000h



60W
2.000h



CODE	CCT	LUMENS	CD	POWER	TYPE	VOLTAGE	ANGLE	PF	A	Hz	LIFETIME	RA	IP
3474-M	3.000 K	340	48	4W	E14	220-240V	360°	> 0,8	0,02	50/60	25.000h	80	44

