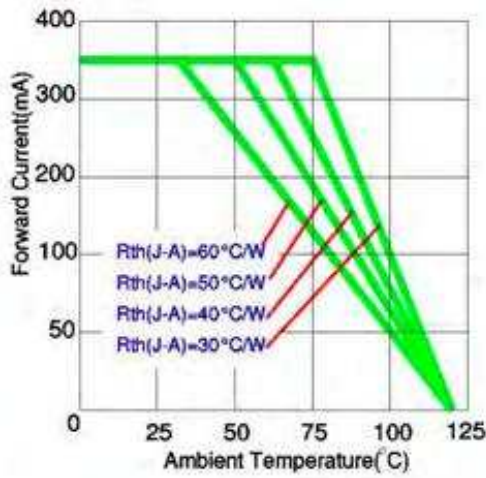
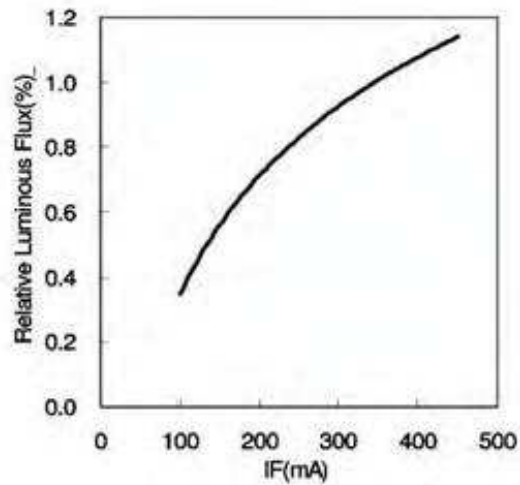


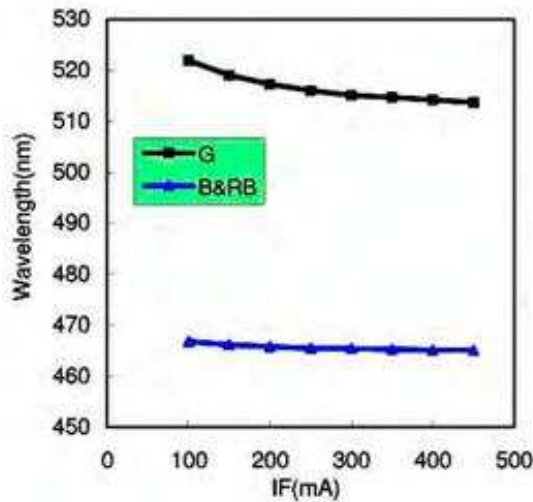
Typical Optical and Electrical Curves



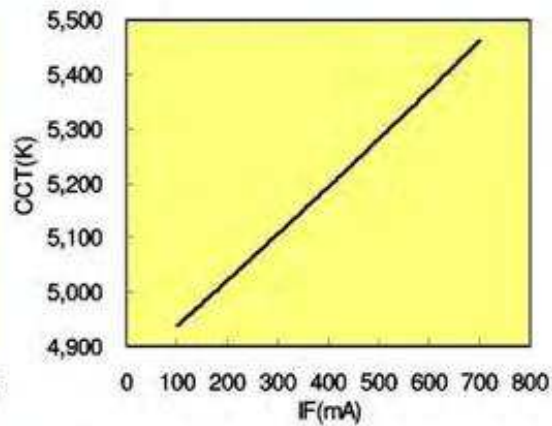
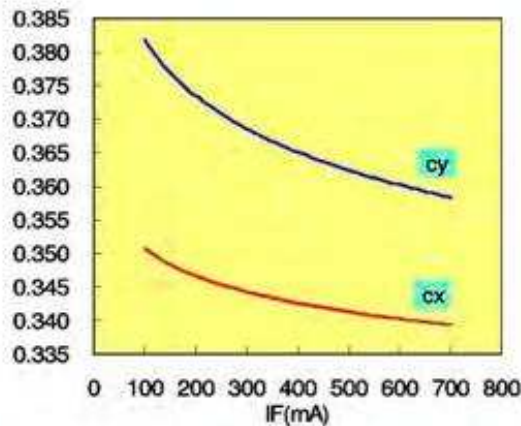
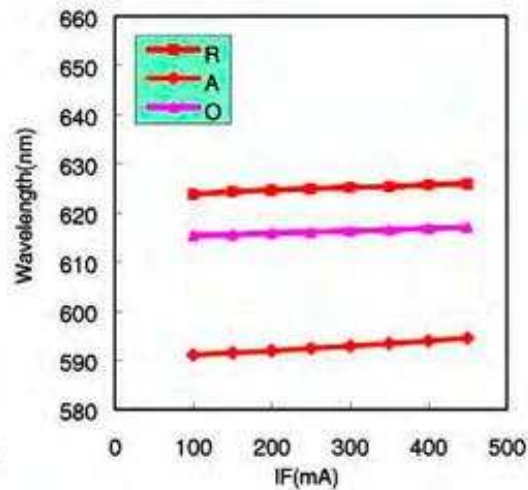
Operating Current & Ambient Temperature



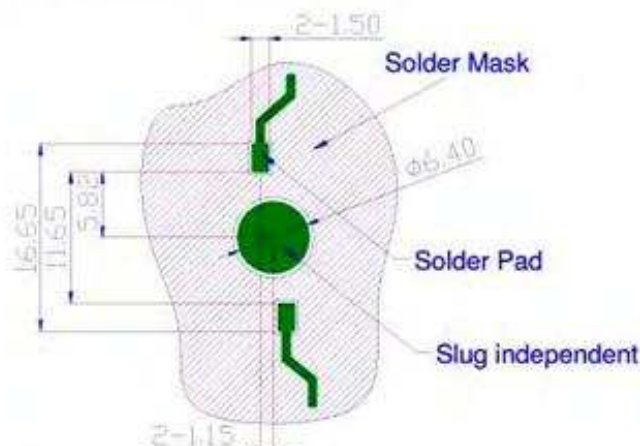
Forward Current & Luminous Flux



Forward Current & Wavelength



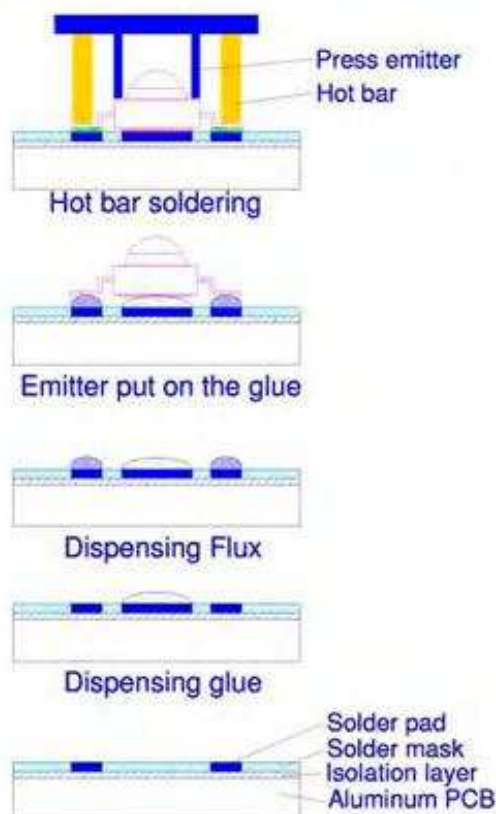
Recommended Solder Pad Design



Note:

1. All dimensions are in mm.
2. The drawings are not to scale
3. Solder pad can't be connected to slug.

Recommend Solder Steps



Notes:

1. Aluminum PCB material with a thermal conductivity greater than 2.0 W/mK.
2. Solder pad can't be connected to slug.
3. The Thermal glue should be as thin as possible for better heat conductivity.
4. During any assembly process touching lens is avoided. This will cause pollution or scratch on the surface of lens.
5. Thermal glue with a thermal conductivity greater than 1.0 W/mK and the thickness must be less than 100 μ m.

Adhesive for Emitter to Aluminum PCB

Suggestion:

- Ease of use
Non-solvent, One-part
- Fast tack free
3 minutes at 25°C
- No corrosion
Alcohol type of RTV
- Low volatility
Low weight loss of silicone volatiles
- Adhesion
Excellent adhesion to most materials without use of a primer
- Dielectric properties
Cured rubber exhibits good dielectric properties
- Excellent thermal stability and cold resistance
Cured rubber provides wide service temperature range

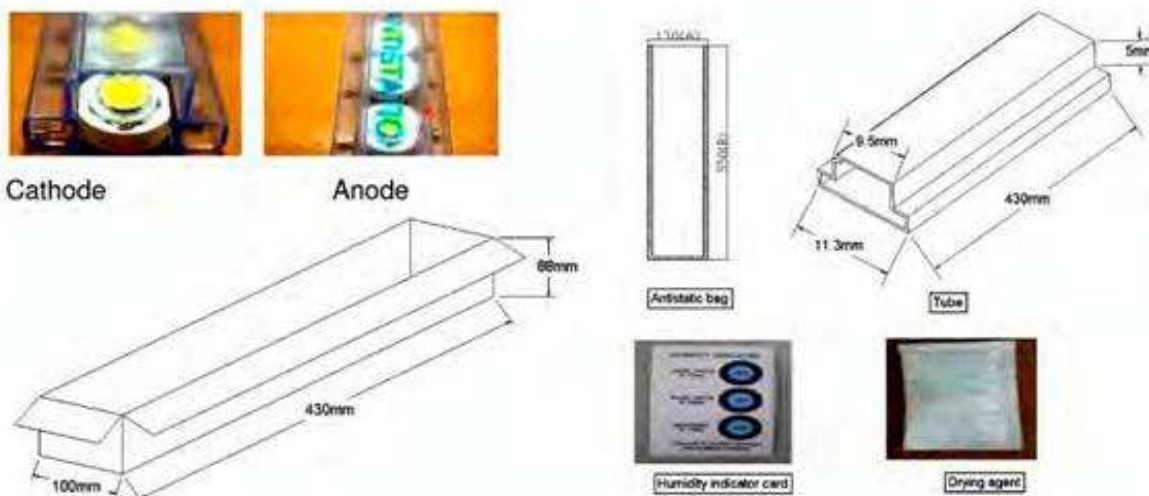
Typical Properties

Specification	Suggested Properties
Take-free time	3~10 minutes
Specific gravity	< 3 g/cm ³
Thermal conductivity	> 2.5 W/mK
Rth in using	< 1.8 °C/W
Volume resistance	> 1x10 ¹⁴
Lap shear adhesion strength	> 200 N/ cm ²
Tensile strength	> 4 Mpa

Thrust for Edixeon[®] Lens

Lens Type	Typical Thrust
Lambertian Lens	5 kgf
Batwing Lens	2 kgf
Side Emitting Lens	2 kgf
Focusing Lens	2 kgf

Package Specifications



Notes

1. Inner antistatic bag standard.
2. A bag contains one humidity indicator card and drying agent.
3. 50pcs emitters per tube.
4. 20 tubes per bag, 1 K pcs per bag.
5. 2 bags per inner box, 2 K pcs per inner box.

Packing Step	Type	Dimension(mm)	Emitter Q'ty(Max.)
1	Tube	430*13	50
2	Inner Box	430*100*88	1,000
3	Outer Box	460*196*135	2,000