


# CAMEO design Prospero Rasulo

**valdama**



120 x 50 x h14 piano 46

**Lavabo in ceramica da appoggio e sospeso con troppo pieno nascosto. Piletta esclusa.**

*Countertop and Wall-Hung ceramic washbasin with hidden overflow. Drain not included.*

**Colorazioni/Colours**



<b>Lavabo</b> Washbasin		<b>Codice/Code</b> CML08[ ] A
<b>Installazione</b> Installation	<b>Appoggio</b> Countertop	
	<b>Sospeso</b> Wall - hung	
<b>Troppo pieno</b> Overflow	<b>Troppo pieno nascosto</b> With hidden overflow	
<b>Piletta</b> Drain	<b>Up &amp; Down</b> $\varnothing$ 8 cm Up & Down $\varnothing$ 8 cm	
<b>Dimensioni</b> Dimensions	<b>120 x 50 x 14h cm</b>	
<b>Peso</b> Weight	<b>36,10 kg</b>	
<b>Capienza vasca</b> Tank capacity	<b>10,00 Lt</b>	
<b>Pallet</b>	100 x 120 x 120h <b>8</b> pz. 100 x 120 x 220h <b>12</b> pz. 80 x 120 x 180h <b>6</b> pz.	

<b>Fissaggi</b> Hardware	<b>Inclusi</b> Included
	<b>Senza foro</b> CML08[ ] A No tap Hole
<b>Lavabo</b> Washbasin	<b>1 Monoforo</b> CML08[ ]/1A 1 Tap Hole
	<b>3 Fori</b> CML08[ ]/3A 3 Tap Holes

**Obbligatoria/Compulsory**  
**Codice/Code : PI4FCI ]A**



**Piletta Scarico libero in abs cromato con tappo in ceramica quadrato  $\varnothing$  8 cm**  
*Chromed abs Free flow drain with square ceramic plug  $\varnothing$  8 cm*

**Accessori/Accessories**  
**Codice/Code: SI1TOCRA**

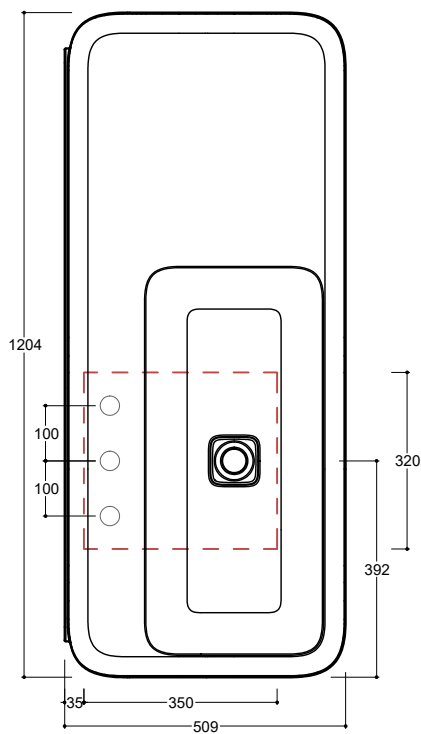
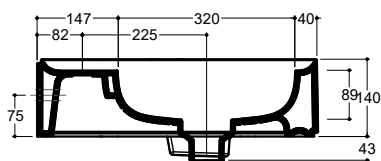


**Sifone tondo in ottone cromato per lavabo**  
*Round siphon in chrome-plated brass for washbasin*

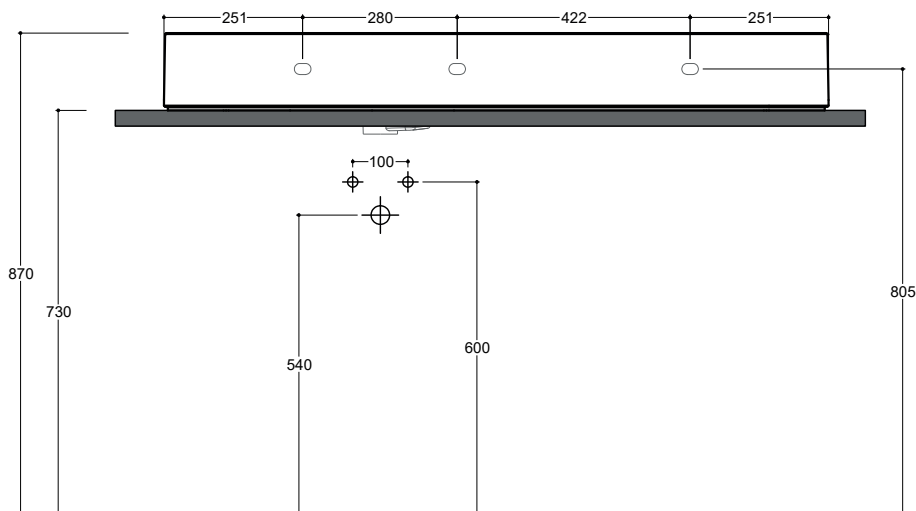
CE EN 14688 - CL10

**Lavabo**  
Washbasin

**Appoggio / Sospeso**  
Countertop / Wall-hung



■ Dima di taglio



**NB** Le misure indicate possono subire una variazione dello 0,8 % circa, dovuta ad un'usura degli stampi o a piccole variazioni delle caratteristiche tecniche relative alle materie prime che compongono l'impasto.  
**NB** Dimensions shown are subject to a variation of about 0,8 % , due to wear of molds or because of small changes in the technical specification of the raw materials of the dough.

**ATTENZIONE** le quote di installazione si riferiscono ad un impianto standard, sono generiche ed indicative. Si consiglia di adattare le quote in base alle esigenze del cliente.  
**ATTENTION** the installation sheets refer to a standard system, they are generic and indicative. We recommend adapting the dimensions according to customer needs.

LUGLIO 2019